

Adobe Lightroom

Ann Gridley & Jack Kotz

Adobe Lightroom



- LR is for both Macs and PCs
- Lightroom has a VERY large installed base of users, including most professional photographers. Lots of help available!
- Lightroom 5 (B&H): \$138
- Aperture (download from Apple): \$80

Why Did I Switch to LR?

- Used **Bridge** to organize. Adobe Camera Raw (**ACR**) for initial edit. **Photoshop** for final edit.
- Now almost everything is done within LR.
- The LR editing engine is an expanded version of ACR.
- File management: How to find a photo out of 25,000 photos?
- Create books and manage a website within LR.

Learn about Lightroom

- Scott Kelby, *LR 5 for Digital Photographers*
- Martin Evening, *LR 5 Book*
- Craft & Vision ebooks
- Adobe tutorials (<http://jkost.com/lightroom.html>)
- Lynda.com
- <http://lightroomkillertips.com>



Adobe Lightroom

- Two main functions of Lightroom
 - A “library” or “card catalog” of your images.
 - An editing program (“develop”)
- Other functions
 - Create books and slideshows, manage printing and websites.

Library

- Import information of each image (*not the file itself*) into a “card catalog”
- Can do preliminary editing and add information on importing.
- Add keywords (*easily!*) to files on import or later as desired.
- Search the library/catalog in many ways.

Develop/Editing

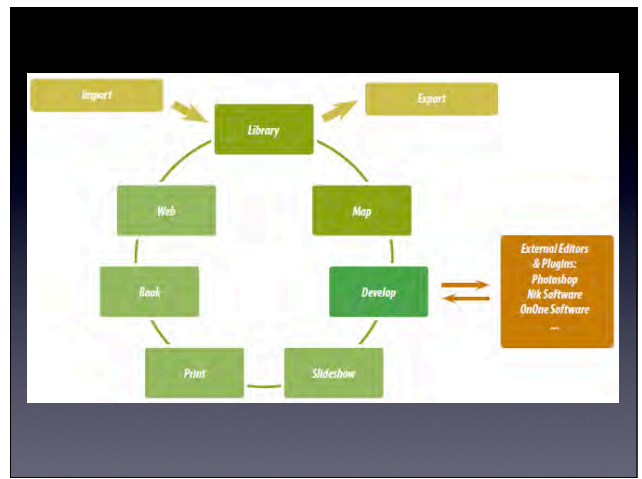
- Non-destructive editing!!!!
- Will do about 90% or more of what Photoshop can do.
 - Exceptions include exposure blending, focus stacking, creating panoramas and HDR images.
- Links to Photoshop and Nik software (for sharpening, color adjustment, B & W, and HDR) for more editing.

Backup

- All files for a given year are on laptop HD (that is backed up hourly with Apple’s *Time Capsule*).
- Each file folder is backed up on Backup Drive 1.
- Backup Drive 1 is “cloned” onto Backup Drive 2 (which is off-site).

File Organization

- Create folder for each photo session in a master folder labeled by year.
- Folder label 2013_11_Nov_18_[descriptor]
- Leave original filename (_DSCxxxx.nef)
- **IMPORTANT:** DO NOT rename or move outside of Lightroom.
- If you move/rename outside of LR, the file will be “missing.” But don’t panic; it is not hard to find it again.



ADOBE TV

Products Channels Shows Transitions My Library Search Adobe TV

Lightroom 5 - Importing Your Images

Show Getting Started with Adobe Photoshop Lightroom 5

Views: 82,591

Product Connected

Share Transitions Show me episode details? This

About This Episode

Discover how to quickly download and import your images into Lightroom. Then, decide which method is the most efficient for your workflow.

4.1 1,200 100 people like this. Be the first of your friends.

Recommended Episodes

Next episode in this show

- Lightroom 5: Organizing Your Images Getting started with Adobe Photoshop Lightroom 5

Other Suggested Episodes

- Lightroom Backup Strategies 1 The Complete Process with Adobe Muse
- How to Use Lightroom 5 On Location The Complete Process with Adobe Muse
- Lightroom and Photoshop photo workflow Learn Creative Cloud for Photography
- How a Lightroom web gallery Learn Creative Cloud for Photography

<http://tv.adobe.com/watch/getting-started-with-adobe-photoshop-lightroom-5/lightroom-5-importing-your-images/>